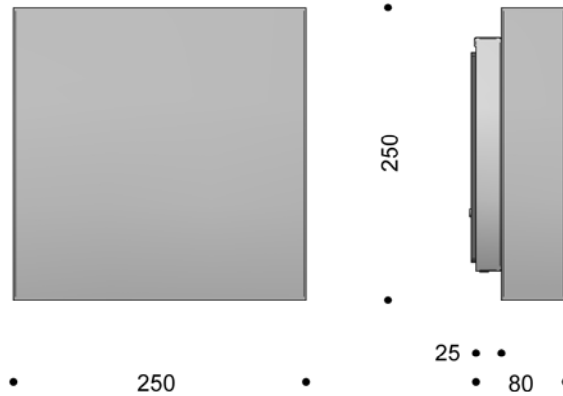


## Technical Data

### Square 250 Incandescent - For interior use only



Material:	Stainless or powder-coated steel, copper Copper and stainless steel surfaces are ground matt as standard. Copper can be polished upon request.
Diffuser:	Opal white polycarbonate (top and bottom)
Laser cuttings:	Laser cutting (digits) can be made in the coated versions and in stainless steel.
Mounting:	On wall or wall box. <b>Interior use only</b> Do not turn the fixture upside down; it becomes too hot. See the mounting instructions below.
Connection:	Double cable entry, 1.5 mm <sup>2</sup> into 5 x 4 mm <sup>2</sup> terminal block
Classification:	IP 20 · Class I
Weight:	2 kg

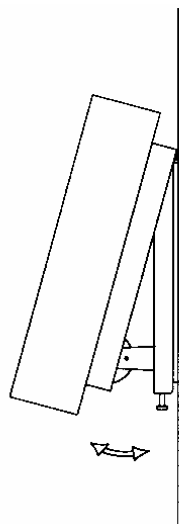
#### For Incandescent:

5703646	<b>40021</b>	4	Matt white
5703646	<b>40023</b>	8	Black
5703646	<b>40024</b>	5	Graphite grey
5703646	<b>40025</b>	2	Stainless steel, ground
5703646	<b>40028</b>	3	Copper, ground

Lamp type:	40 W incandescent, E27 base
------------	-----------------------------

## Mounting Instructions

Square 250 mm  
Art. No. 40021-40028



**Copper:** In case of copper parts, handling can take place without removing the plastic cover or by using gloves. Fingerprints are very difficult to remove from copper.

### Dismantling:

- Remove the shield by loosening the screw at the bottom of the fixture and lifting up the shield. See fig. 1.
- Loosen the screw to the clamp lid and remove the lid.

### Mounting:

- Mount the lamp on wall box or direct on wall. Max. two cable entries. See fig. 2.
- Connect the installation and assemble the lamp in reverse order.

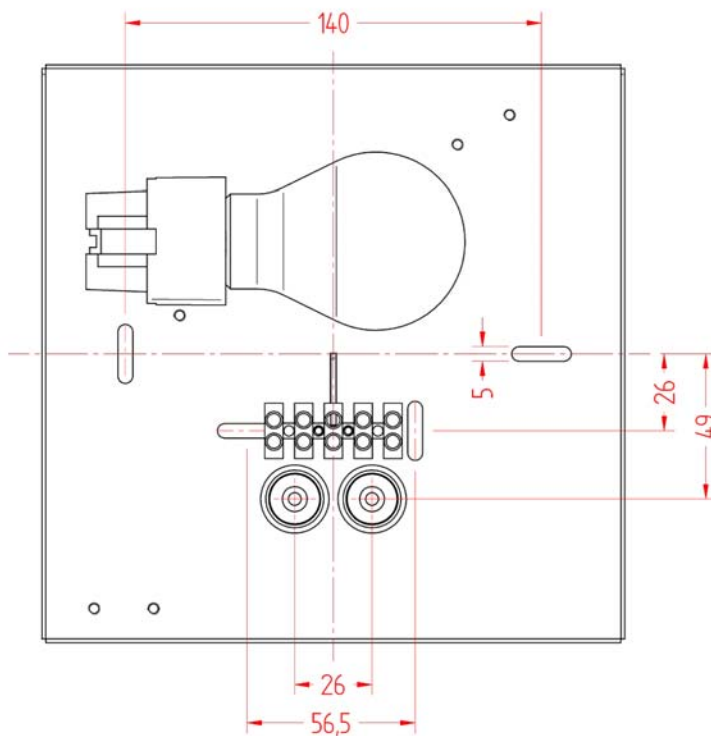


Fig. 2